
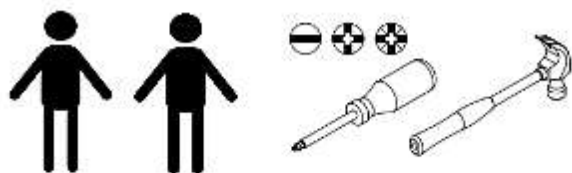



## CUBO MAGIC

**POSIZIONARE I FIANCHI SU DEL CARTONE  
ED AVVITARE I TIRANTI**






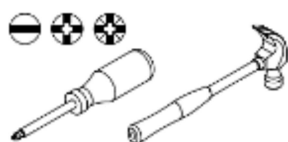
## INCASTRARE LE PARTI E BLOCCARLE






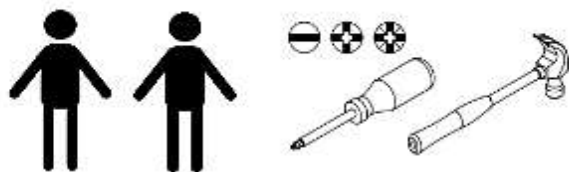
## AVVITARE LE STAFFE REGOLABILI PER IL FISSAGGIO A PARETE





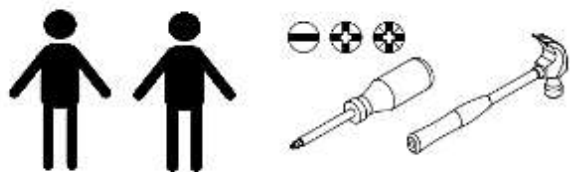
## FISSARE ALLA PARETE CON TASSELLI ADEGUATI





**E' POSSIBILE UNIRE I CUBI PRATICANDO UN FORO PASSANTE DA 5 MM.**





**UTILIZZARE LE VITI DI GIUNZIONE PER  
UNIRE I CUBI**

